

## FEATURES

# OL<sup>®</sup> Connect Enterprise

Tailored for businesses to generate high-volume print production and personalized multi-channel output

### Interface

**The Designer:** Create multi-channel templates with a user-friendly design tool or use advanced HTML or JavaScript coding to develop highly personalized communications

**Welcome screen:** Easy access to resources and product information including blogs, tutorials, samples, templates, learning center, and more

### Design and personalization

**Multi-channel:** Compose templates for print, email, and web output in a single design platform

**PDF-based templates:** Overlay the design created in third-party applications with personalized elements

**Microsoft Word-based templates:** Produce fully editable communications from Microsoft Word documents

**Expressions:** Utilize text-based expressions to automatically replace data placeholders with their corresponding values from a dataset

**Scripting:** Leverage extended scripting abilities to execute advanced personalization tasks

**Content elements:** Design customized templates with variable text, conditional content, dynamic images, barcodes, and conditionally print or skip sections

**Copyfit:** Allow automatic adjustments in case of text overflow



### Production, input, and output

**Data inputs:** Excel, Database, JSON, XML, Text, PDF, PostScript, and (PCL and AFP as options)

**DataMapping:** Create a unified data format structure, process flow builder, and unlimited configuration files

**Print outputs:** PDF, PDF/A, PDF/VT, PPML, PostScript including VIPP and VPS, PCL, and AFP/IPDS

**Optimized output:** Accelerate printing and processes by creating smaller spool files, or deliver to email or web

**Reusable print presets:** Enhance production by saving and reusing job and output options

**Postal barcodes:** Insert postal barcodes from an extensive library to benefit from postal discounts and ensure mail compliance

**Control marks and barcodes:** Drive finishing processes on production machines and folder inserters to efficiently and accurately handle folding, inserting, and enveloping

**Finishing options:** Control all printer functionalities such as imposition, booklet, media, and tray selection

**Impositioning:** Step and repeat and arrange multiple pages on sheets

**Print manager:** Manage and prioritize print jobs manually

# OL<sup>®</sup> Connect Enterprise

## Workflow

**Automated processes:** Runs as a series of services and helpers that operate without human intervention

**Capture data from anywhere:** Hot folders, Windows and LPD print queues, email, HTTP, database queries, OneDrive, and FTP/S

**Conditional routing:** Create branches based on data values or dynamic conditions

**Parallel jobs:** Run single or multiple jobs concurrently for quicker end-to-end processing

**Multiple business processes:** Implement business rules for tasks that require automation

**Operation workflows:** Automate the extraction of data and the generation of documents using flexible and complete scheduling

**Output destinations:** Output simultaneously to printers, folders, FTP, email, OneDrive, or a number of Document Management Systems


**Third-party connectors:** DocuWare, Therefore, SharePoint, and M-Files

**Classic PSM connector:** Send jobs to PrintShop Mail Classic

**PlanetPress Suite compatible:** Produce PlanetPress Classic documents

**Classic PReS connector:** Transfer jobs to PReS Classic

**Imaging module:** Includes image, fax, and search functionality




## Performance

Achieved performance can depend on numerous factors, including CPUs, RAM, storage speed, software configuration, and solution complexity.

| **Target printers:** MFD and Production Roll-Fed

| **Max parallel jobs:** 64

| **Max machines:** 4



## FEATURES


**OL<sup>®</sup> Connect Enterprise****Operating system**

- Any 64-bit Windows Desktop or version that is actively supported by Microsoft
- New versions of Windows are supported within the first six months of their commercial release

**System requirements**

- CPU:** 8 core processor
- RAM:** 16 GB
- Storage:** 100 GB utilizing Solid State or NVMe drive (standard HDD not supported)
- Network:** 1 Gbps connection

**Note:** Minimum specifications may not produce the maximum performance from the system.

**Typical applications**

- Invoices
- Delivery notes
- Shipping labels
- Picking lists
- Worksheets
- Business cards
- Brochures
- Statements
- Letters
- Order confirmations
- Packing lists
- Direct mailings
- Postcards
- Newsletters

**Ready to get things done?**

Let us show you what OL Connect can do.

[Request a Demo](#)

**Upland Objectif Lune** helps companies automate business communications processes with its digital transformation solutions. With OL Connect technology, customers can create, manage, distribute, and automate transactional and promotional documents while keeping their existing business systems.

